

Nescafe Café Menu Latte - Information







Instant coffee beverage

Our Product Code: 029283
Suppliers Product Code:
Information Last Updated: 23/04/2024
Date Produced: 16/08/2025









Allergy Information




Key: **Contains** **May Contain**



Sesame Gluten Crustaceans Eggs Lupin Nuts



Milk Celery Sulphur Dioxide Soya Cereal Peanuts



Fish Molluscs Mustard

Nutritional Information

Serving Unit:	100g or 100ml
Energy (kcal)	33.00
Energy (kJ)	140.00
Protein (g)	0.80
Carb (g)	5.10
Of Which Sugars (g)	3.10
Fat (g)	1.00
Of Which Saturates (g)	0.80
Fibre (g)	0.20
Salt (g)	0.11

Dietary Information

Key: **Suitable for**



Kosher Vegetarian Halal Vegan

Please Note: This information has been supplied by manufacturers and other third parties to Yare Food Services. Whilst we take steps to ensure the information is correct and regularly updated, we give no warranty and no guarantee to the accuracy of this information. Product information and ingredients may change; please always read product labels carefully in addition to this document for accuracy. Please also consider changes to ingredients when products have been substituted.

Nescafe Café Menu Latte - Information

Our Product Code: 029283
Suppliers Product Code:
Information Last Updated: 23/04/2024
Date Produced: 16/08/2025



Ingredients

glucose syrup, skimmed **MILK** powder (26%), sugar, coconut oil, instant coffee (8%), lactose (**MILK**), acidity regulators (sodium bicarbonate, citric acid), salt, natural flavourings.

Handling Information

Directions for Use

1. Add 4 heaped teaspoons (18g) into your favourite mug 2. Pour in 200ml of hot (not boiling) water and stir thoroughly. 3. Perfection takes time; wait 20 seconds and stir again. 4. For a creamier texture, gently tap your mug on the table. Now enjoy! **IMPORTANT:** Dissolve powder completely before placing a lid on any container such as a thermos or travel mug. To avoid the risk of burning, do not shake the container in order to dissolve the powder.

Storage Instructions

Store in a cool, dry place

Please Note: This information has been supplied by manufacturers and other third parties to Yare Food Services. Whilst we take steps to ensure the information is correct and regularly updated, we give no warranty and no guarantee to the accuracy of this information. Product information and ingredients may change; please always read product labels carefully in addition to this document for accuracy. Please also consider changes to ingredients when products have been substituted.