

## Nescafe Gold Cappuccino Unsweetened Sachet - Information


A blend of Instant Coffee, Finely Ground Roasted Coffee Beans with Skimmed Milk Powder and Vegetable Oil


**Our Product Code:** 028567  
**Suppliers Product Code:**  
**Information Last Updated:** 19/06/2024  
**Date Produced:** 16/08/2025





### Allergy Information


Key: **Contains** **May Contain**


Sesame


Gluten


Crustaceans


Eggs


Lupin


Nuts


Milk


Celery


Sulphur Dioxide


Soya

Cereal

Peanuts

Fish

Molluscs

Mustard

### Nutritional Information

Serving Unit:	100g or 100ml
Energy (kcal)	24.00
Energy (kJ)	99.00
Protein (g)	0.80
Carb (g)	3.10
Of Which Sugars (g)	1.60
Fat (g)	0.80
Of Which Saturates (g)	0.70
Fibre (g)	0.30
Salt (g)	0.10

### Dietary Information

Key: **Suitable for**

Kosher

Vegetarian

Halal

Vegan

**Please Note:** This information has been supplied by manufacturers and other third parties to Yare Food Services. Whilst we take steps to ensure the information is correct and regularly updated, we give no warranty and no guarantee to the accuracy of this information. Product information and ingredients may change; please always read product labels carefully in addition to this document for accuracy. Please also consider changes to ingredients when products have been substituted.

## Nescafe Gold Cappuccino Unsweetened Sachet - Information

**Our Product Code:** 028567  
**Suppliers Product Code:**  
**Information Last Updated:** 19/06/2024  
**Date Produced:** 16/08/2025



## Ingredients

skimmed MILK powder† (31%), glucose syrup, coffee (16%) (instant coffee (15%), roast and ground coffee), coconut oil, lactose (MILK), acidity regulators (sodium bicarbonate, citric acid), salt†, natural flavourings.

## Handling Information

### Directions for Use

Empty the contents of the sachet into your favourite mug. Pour in 200ml of hot (not boiling) water and stir thoroughly. Perfection takes time, wait 20 seconds and stir again. For creamier texture gently tap your mug on the table. Now enjoy! Dissolve powder completely before placing a lid on any container such as a thermos or travel mug. To avoid the risk of burning, do not shake the container in order to dissolve the powder.

### Storage Instructions

Store in a cool, dry place

**Please Note:** This information has been supplied by manufacturers and other third parties to Yare Food Services. Whilst we take steps to ensure the information is correct and regularly updated, we give no warranty and no guarantee to the accuracy of this information. Product information and ingredients may change; please always read product labels carefully in addition to this document for accuracy. Please also consider changes to ingredients when products have been substituted.