

Nescafe Latte Sachet - Information







A blend of Instant Coffee, Finely Ground Roasted Coffee Beans with Skimmed Milk Powder

Our Product Code: 029417
Suppliers Product Code:
Information Last Updated: 19/06/2024
Date Produced: 19/01/2026



Allergy Information

Key: **Contains** **May Contain**

					
Sesame	Gluten	Crustaceans	Eggs	Lupin	Nuts
					
Milk	Celery	Sulphur Dioxide	Soya	Cereal	Peanuts
					
Fish	Molluscs	Mustard			

Nutritional Information

Serving Unit:	100g or 100ml
Energy (kcal)	33.00
Energy (kJ)	140.00
Protein (g)	0.80
Carb (g)	5.10
Of Which Sugars (g)	3.10
Fat (g)	1.00
Of Which Saturates (g)	0.80
Fibre (g)	0.20
Salt (g)	0.11

Dietary Information

Key: **Suitable for**

			
Kosher	Vegetarian	Halal	Vegan

Please Note: This information has been supplied by manufacturers and other third parties to Yare Food Services. Whilst we take steps to ensure the information is correct and regularly updated, we give no warranty and no guarantee to the accuracy of this information. Product information and ingredients may change; please always read product labels carefully in addition to this document for accuracy. Please also consider changes to ingredients when products have been substituted.

Nescafe Latte Sachet - Information

Our Product Code: 029417
Suppliers Product Code:
Information Last Updated: 19/06/2024
Date Produced: 19/01/2026



Ingredients

glucose syrup†, skimmed MILK powder† (26%), sugar†, coconut oil, instant coffee† (8%), lactose† (MILK), acidity regulators (sodium bicarbonate, citric acid), salt†, natural flavourings†.

Handling Information

Directions for Use

1. Empty the contents of the sachet into your favourite mug. 2. Pour in 200ml of hot (not boiling) water and stir thoroughly. 3. Perfection takes time, wait 20 seconds and stir again. 4. For creamier texture gently tap your mug on the table. Now enjoy! Dissolve powder completely before placing a lid on a container such as a thermos or travel mug. To avoid the risk of burning, do not shake the container in order to dissolve the powder.

Storage Instructions

Store in a cool, dry place

Please Note: This information has been supplied by manufacturers and other third parties to Yare Food Services. Whilst we take steps to ensure the information is correct and regularly updated, we give no warranty and no guarantee to the accuracy of this information. Product information and ingredients may change; please always read product labels carefully in addition to this document for accuracy. Please also consider changes to ingredients when products have been substituted.